



Oklahoma Horse Racing Commission Statistical Audit Report of Gaming Operations

Blue Ribbon Downs Racino, Will Rogers Downs
and Remington Park



January 2007



Office of the Oklahoma State Auditor and Inspector
Jeff A. McMahan, CFE

**OKLAHOMA HORSE RACING COMMISSION
STATISTICAL REPORT OF GAMING OPERATIONS
BLUE RIBBON DOWNS RACINO, WILL ROGERS DOWNS
AND REMINGTON PARK
JANUARY 2007**

This publication is printed and issued by the State Auditor and Inspector as authorized by 74 O.S. 2001, § 212 and 74 O.S. 2001, § 3105. Forty copies have been prepared and distributed at a cost of \$81.95. Copies have been deposited with the Publications Clearinghouse of the Oklahoma Department of Libraries.



STATE OF OKLAHOMA
OFFICE OF THE AUDITOR AND INSPECTOR

Jeff A. McMahan
State Auditor and Inspector

February 13, 2007

**TO THE MEMBERS OF THE OKLAHOMA
HORSE RACING COMMISSION**

Transmitted herewith is the Statistical Report of Gaming Operations for Blue Ribbon Downs Racino, Will Rogers Downs and Remington Park for the month of January 2007, which is the result of our monitoring and data accumulation.

We wish to take this opportunity to express our appreciation for the assistance and cooperation extended to our office during this time.

The Office of the State Auditor and Inspector is committed to serve the public interest by providing independent oversight by issuing reports that serve as a management tool to the state. Our goal is to ensure a government, which is accountable to the people of the State of Oklahoma.

Sincerely,

A handwritten signature in blue ink, reading "Jeff A. McMahan".

JEFF A. McMAHAN, CFE
State Auditor and Inspector

**OKLAHOMA HORSE RACING COMMISSION
STATISTICAL REPORT OF GAMING OPERATIONS
BLUE RIBBON DOWNS RACINO, WILL ROGERS DOWNS AND REMINGTON PARK
FOR THE MONTH OF JANUARY 2007**

TABLE OF CONTENTS

| | <u>PAGE</u> |
|--|--------------------|
| STATE AUDITOR AND INSPECTOR LETTER | 4 |
| STATISTICAL REPORT OF GAMING OPERATIONS | 5 |



STATE OF OKLAHOMA
OFFICE OF THE AUDITOR AND INSPECTOR

Jeff A. McMahan
State Auditor and Inspector

**TO THE MEMBERS OF THE OKLAHOMA
HORSE RACING COMMISSION**

We compiled the information presented in this report from the statistical data obtained from the gaming vendors and licensees located at Blue Ribbon Downs Racino, Will Rogers Downs and Remington Park for the month of January 2007.

We were not engaged to perform an audit in accordance with generally accepted auditing standards, the objective of which would be the expression of an opinion on specified elements or accounts. Accordingly, we do not express such an opinion. This report relates only to the procedures specified above and does not extend to any financial statements of the racetracks or racinos taken as a whole.

In planning and performing these procedures, we considered the internal control structure of the gaming departments; however, our procedures were substantially less in scope than the procedures we would have applied if we had been engaged to express an opinion on the internal controls. Accordingly, we do not express an opinion on their internal control structure.

Sincerely,

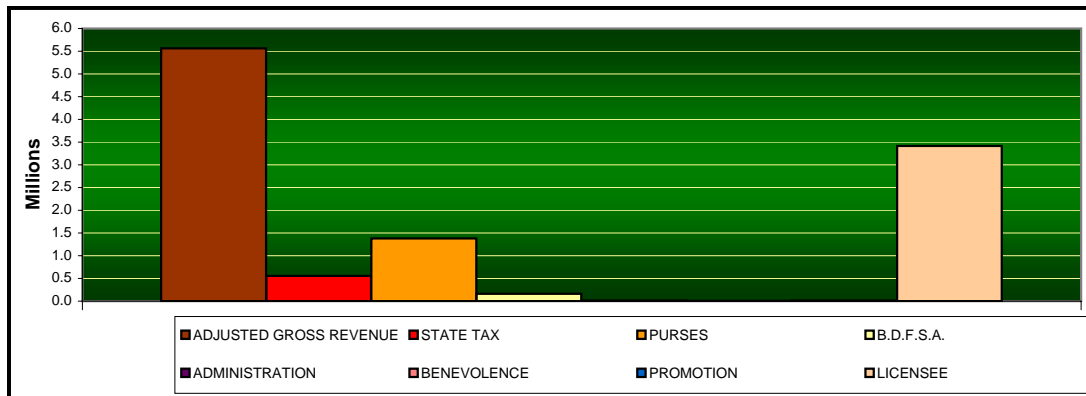
A handwritten signature in blue ink, reading "Jeff A. McMahan".

JEFF A. McMAHAN, CFE
State Auditor and Inspector

February 13, 2007

OKLAHOMA STATE AUDITOR & INSPECTOR GAMING AT OKLAHOMA HORSE RACING TRACKS JANUARY 2007

| | <u>TOTAL</u> | <u>BLUE RIBBON DOWNS</u> | <u>WILL ROGERS DOWNS</u> | <u>REMINGTON PARK</u> |
|-----------------------------|-----------------------|----------------------------------|----------------------------------|---------------------------|
| Gaming Days This Month | 93 | 31 | 31 | 31 |
| Opening Date | | 10/17/05 | 12/09/05 | 11/21/05 |
| Adjusted Gross Revenue | <u>\$5,564,482.63</u> | <u>\$286,922.73</u> | <u>\$1,253,429.00</u> | <u>\$4,024,130.90</u> |
| State Tax | | | | |
| Higher Education Trust Fund | 66,773.79 | 3,443.07 | 15,041.15 | 48,289.57 |
| Education Reform | 489,674.47 | 25,249.20 | 110,301.75 | 354,123.52 |
| Purse Fund | | | | |
| <u>Purses</u> | | | | |
| Thoroughbred | 675,911.00 | 28,082.56 | 122,679.36 | 525,149.08 |
| Quarterhorse | 617,846.57 | 28,566.74 | 124,794.52 | 464,485.31 |
| Paint & Appaloosa | 87,500.63 | 6,348.17 | 27,732.12 | 53,420.34 |
| Breeding Development Fund | | | | |
| <u>Special Account</u> | | | | |
| Thoroughbred | 81,575.46 | 3,389.27 | 14,806.13 | 63,380.06 |
| Quarterhorse | 80,786.98 | 2,905.09 | 12,690.97 | 65,190.92 |
| Paint & Appaloosa | 8,898.38 | 645.58 | 2,820.22 | 5,432.58 |
| <u>Administration</u> | | | | |
| Thoroughbred | 7,769.10 | 322.79 | 1,410.11 | 6,036.20 |
| Quarterhorse | 7,165.48 | 322.79 | 1,410.11 | 5,432.58 |
| Paint & Appaloosa | 988.71 | 71.73 | 313.36 | 603.62 |
| <u>Benevolence</u> | | | | |
| Thoroughbred | 3,884.54 | 161.39 | 705.05 | 3,018.10 |
| Quarterhorse | 3,582.73 | 161.39 | 705.05 | 2,716.29 |
| Paint & Appaloosa | 494.36 | 35.87 | 156.68 | 301.81 |
| <u>Promotions</u> | | | | |
| Thoroughbred | 7,769.10 | 322.79 | 1,410.11 | 6,036.20 |
| Quarterhorse | 7,165.48 | 322.79 | 1,410.11 | 5,432.58 |
| Paint & Appaloosa | 988.71 | 71.73 | 313.36 | 603.62 |
| Licensee | \$3,415,707.14 | \$186,499.78 | \$814,728.84 | \$2,414,478.52 |

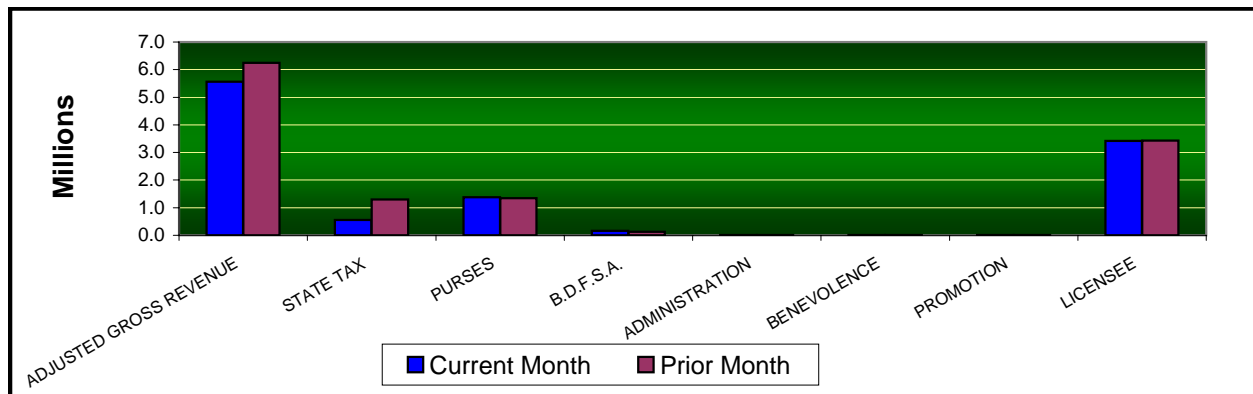


OKLAHOMA STATE AUDITOR & INSPECTOR

GAMING AT OKLAHOMA HORSE RACING TRACKS

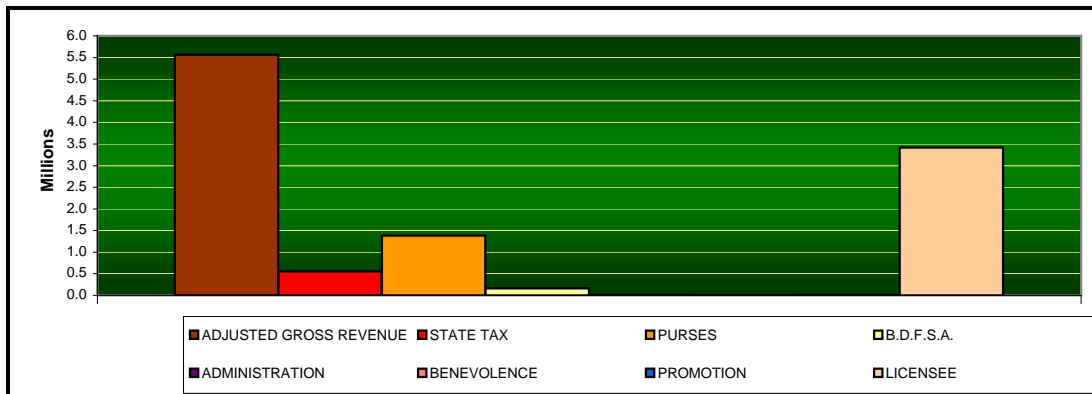
JANUARY 2007

| | <u>TOTAL</u> | <u>PRIOR</u> | <u>%</u> | <u>PRIOR</u> | <u>%</u> |
|-----------------------------|----------------|----------------|----------|----------------|----------|
| | 93 | MONTH | CHANGE | YEAR | CHANGE |
| Gaming Days | 93 | 93 | 0.00% | 93 | 0.00% |
| Opening Date | | | | | |
| Adjusted Gross Revenue | \$5,564,482.63 | \$6,242,876.28 | -10.87% | \$5,582,860.84 | -0.33% |
| State Tax | | | | | |
| Higher Education Trust Fund | 66,773.79 | 155,553.88 | -57.07% | 66,994.34 | -0.33% |
| Education Reform | 489,674.47 | 1,140,728.44 | -57.07% | 491,291.75 | -0.33% |
| Purse Fund | | | | | |
| <u>Purses</u> | | | | | |
| Thoroughbred | 675,911.00 | 649,399.72 | 4.08% | 704,794.01 | -4.10% |
| Quarterhorse | 617,846.57 | 604,796.08 | 2.16% | 645,213.84 | -4.24% |
| Paint & Appaloosa | 87,500.63 | 89,795.48 | -2.56% | 83,800.68 | 4.42% |
| Breeding Development Fund | | | | | |
| <u>Special Account</u> | | | | | |
| Thoroughbred | 81,575.46 | 66,040.65 | 23.52% | 71,673.97 | 13.81% |
| Quarterhorse | 80,786.98 | 61,504.69 | 31.35% | 65,614.97 | 23.12% |
| Paint & Appaloosa | 8,898.38 | 9,131.73 | -2.56% | 8,522.10 | 4.42% |
| <u>Administration</u> | | | | | |
| Thoroughbred | 7,769.10 | 7,337.85 | 5.88% | 7,963.77 | -2.44% |
| Quarterhorse | 7,165.48 | 6,833.85 | 4.85% | 7,290.55 | -1.72% |
| Paint & Appaloosa | 988.71 | 1,014.64 | -2.56% | 946.90 | 4.42% |
| <u>Benevolence</u> | | | | | |
| Thoroughbred | 3,884.54 | 3,668.92 | 5.88% | 3,981.88 | -2.44% |
| Quarterhorse | 3,582.73 | 3,416.92 | 4.85% | 3,645.27 | -1.72% |
| Paint & Appaloosa | 494.36 | 507.32 | -2.55% | 473.44 | 4.42% |
| <u>Promotions</u> | | | | | |
| Thoroughbred | 7,769.10 | 7,337.85 | 5.88% | 7,963.77 | -2.44% |
| Quarterhorse | 7,165.48 | 6,833.85 | 4.85% | 7,290.55 | -1.72% |
| Paint & Appaloosa | 988.71 | 1,014.64 | -2.56% | 946.90 | 4.42% |
| Licensee | \$3,415,707.14 | \$3,427,959.77 | -0.36% | \$3,404,452.10 | 0.33% |



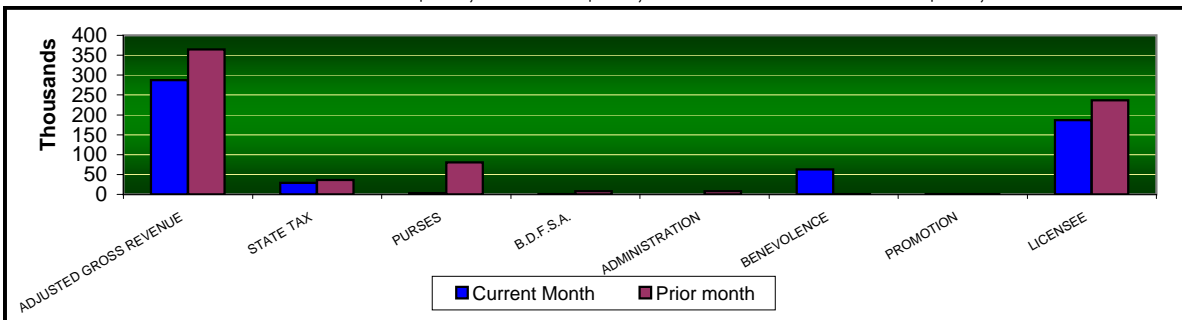
OKLAHOMA STATE AUDITOR & INSPECTOR GAMING AT OKLAHOMA HORSE RACING TRACKS CALENDAR 2006

| | <u>TOTAL</u> | <u>BLUE RIBBON DOWNS</u> | <u>WILL ROGERS DOWNS</u> | <u>REMINGTON PARK</u> |
|-----------------------------|-----------------------|----------------------------------|----------------------------------|---------------------------|
| Gaming Days This Year | 93 | 31 | 31 | 31 |
| Opening Date | | 10/17/05 | 12/09/05 | 11/21/05 |
| Adjusted Gross Revenue | <u>\$5,564,482.63</u> | <u>\$286,922.73</u> | <u>\$1,253,429.00</u> | <u>\$4,024,130.90</u> |
| State Tax | | | | |
| Higher Education Trust Fund | 66,773.79 | 3,443.07 | 15,041.15 | 48,289.57 |
| Education Reform | 489,674.47 | 25,249.20 | 110,301.75 | 354,123.52 |
| Purse Fund | | | | |
| <u>Purses</u> | | | | |
| Thoroughbred | 675,911.00 | 28,082.56 | 122,679.36 | 525,149.08 |
| Quarterhorse | 617,846.57 | 28,566.74 | 124,794.52 | 464,485.31 |
| Paint & Appaloosa | 87,500.63 | 6,348.17 | 27,732.12 | 53,420.34 |
| Breeding Development Fund | | | | |
| <u>Special Account</u> | | | | |
| Thoroughbred | 81,575.46 | 3,389.27 | 14,806.13 | 63,380.06 |
| Quarterhorse | 80,786.98 | 2,905.09 | 12,690.97 | 65,190.92 |
| Paint & Appaloosa | 8,898.38 | 645.58 | 2,820.22 | 5,432.58 |
| <u>Administration</u> | | | | |
| Thoroughbred | 7,769.10 | 322.79 | 1,410.11 | 6,036.20 |
| Quarterhorse | 7,165.48 | 322.79 | 1,410.11 | 5,432.58 |
| Paint & Appaloosa | 988.71 | 71.73 | 313.36 | 603.62 |
| <u>Benevolence</u> | | | | |
| Thoroughbred | 3,884.54 | 161.39 | 705.05 | 3,018.10 |
| Quarterhorse | 3,582.73 | 161.39 | 705.05 | 2,716.29 |
| Paint & Appaloosa | 494.36 | 35.87 | 156.68 | 301.81 |
| <u>Promotions</u> | | | | |
| Thoroughbred | 7,769.10 | 322.79 | 1,410.11 | 6,036.20 |
| Quarterhorse | 7,165.48 | 322.79 | 1,410.11 | 5,432.58 |
| Paint & Appaloosa | 988.71 | 71.73 | 313.36 | 603.62 |
| Licensee | \$3,415,707.14 | \$186,499.78 | \$814,728.84 | \$2,414,478.52 |



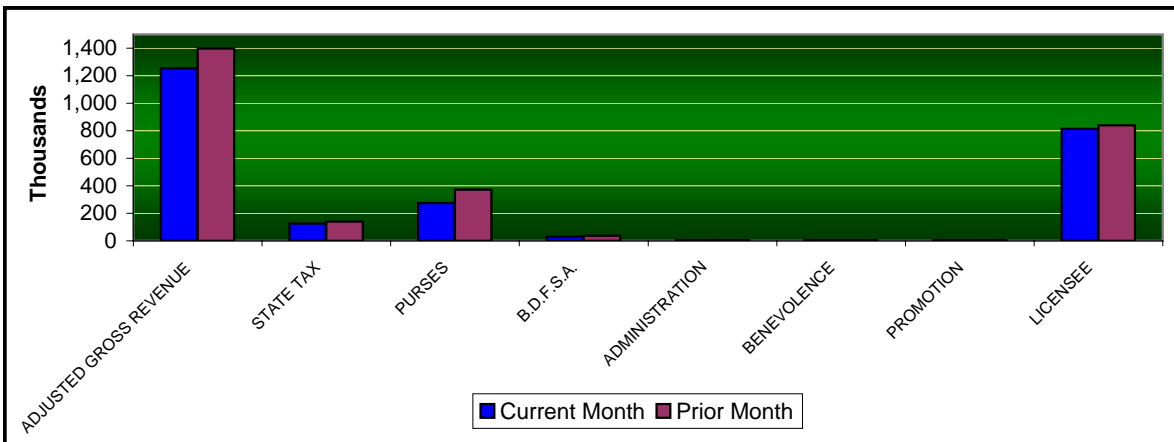
OKLAHOMA STATE AUDITOR & INSPECTOR GAMING AT OKLAHOMA HORSE RACING TRACKS JANUARY 2007

| | | | | | |
|---------------------------------|-----------------------|---------------------|----------------------|-----------------------|----------------------|
| <u>Blue Ribbon Downs</u> | <u>CURRENT</u> | <u>PRIOR</u> | <u>%</u> | <u>JANUARY</u> | <u>%</u> |
| | <u>MONTH</u> | <u>MONTH</u> | <u>CHANGE</u> | <u>2006</u> | <u>CHANGE</u> |
| Gaming Days | 31 | 31 | 0.00% | 31 | 0.00% |
| Opening Date | 10/17/2005 | | | | |
| Adjusted Gross Revenue | \$286,922.73 | \$364,626.50 | -21.31% | \$405,392.93 | -29.22% |
| <u>State Tax</u> | | | | | |
| Higher Education Trust Fund | 3,443.07 | 4,375.52 | -21.31% | 4,864.72 | -29.22% |
| Education Reform | 25,249.20 | 32,087.13 | -21.31% | 35,674.58 | -29.22% |
| <u>Purse Fund</u> | | | | | |
| <u>Purses</u> | | | | | |
| Thoroughbred | 28,082.56 | 36,303.13 | -22.64% | 40,361.93 | -30.42% |
| Quarterhorse | 28,566.74 | 36,303.13 | -21.31% | 40,361.93 | -29.22% |
| Paint & Appaloosa | 6,348.17 | 8,067.36 | -21.31% | 8,969.32 | -29.22% |
| Breeding Development Fund | | | | | |
| <u>Special Account</u> | | | | | |
| Thoroughbred | 3,389.27 | 3,691.84 | -8.20% | 4,104.60 | -17.43% |
| Quarterhorse | 2,905.09 | 3,691.84 | -21.31% | 4,104.60 | -29.22% |
| Paint & Appaloosa | 645.58 | 820.41 | -21.31% | 912.13 | -29.22% |
| <u>Administration</u> | | | | | |
| Thoroughbred | 322.79 | 410.20 | -21.31% | 456.07 | -29.22% |
| Quarterhorse | 322.79 | 410.20 | -21.31% | 456.07 | -29.22% |
| Paint & Appaloosa | 71.73 | 91.16 | -21.31% | 101.35 | -29.23% |
| <u>Benevolence</u> | | | | | |
| Thoroughbred | 161.39 | 205.10 | -21.31% | 228.03 | -29.22% |
| Quarterhorse | 161.39 | 205.10 | -21.31% | 228.03 | -29.22% |
| Paint & Appaloosa | 35.87 | 45.58 | -21.30% | 50.67 | -29.21% |
| <u>Promotions</u> | | | | | |
| Thoroughbred | 322.79 | 410.20 | -21.31% | 456.07 | -29.22% |
| Quarterhorse | 322.79 | 410.20 | -21.31% | 456.07 | -29.22% |
| Paint & Appaloosa | 71.73 | 91.16 | -21.31% | 101.35 | -29.23% |
| Licensee | \$186,499.78 | \$237,007.24 | -21.31% | \$263,505.40 | -29.22% |



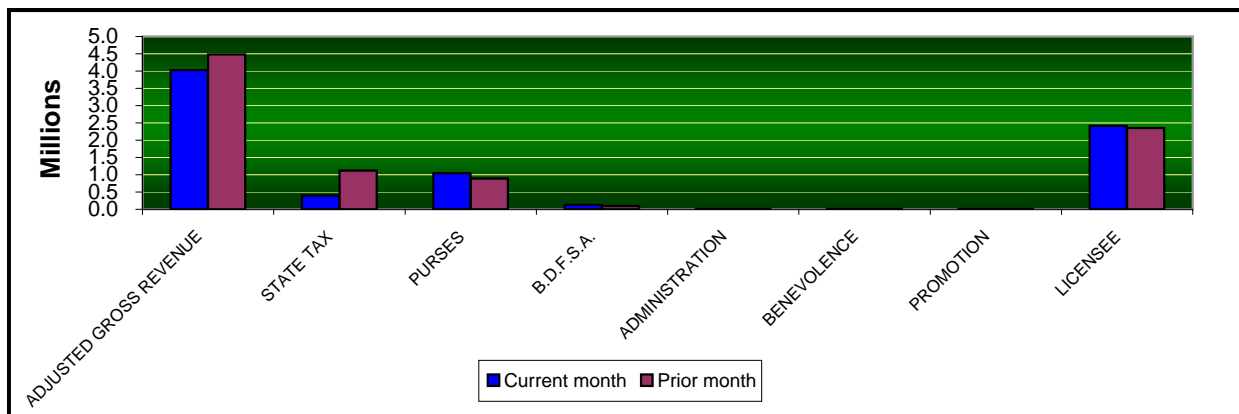
OKLAHOMA STATE AUDITOR & INSPECTOR GAMING AT OKLAHOMA HORSE RACING TRACKS JANUARY 2007

| <u>Will Rogers Downs</u> | <u>CURRENT MONTH</u> | <u>PRIOR MONTH</u> | <u>% CHANGE</u> | <u>JANUARY 2006</u> | <u>% CHANGE</u> |
|-----------------------------|--------------------------|------------------------|---------------------|-------------------------|---------------------|
| Gaming Days | 31 | 31 | 0.00% | 31 | 0.00% |
| Opening Date | 12/09/05 | | | | |
| Adjusted Gross Revenue | \$1,253,429.00 | \$1,398,285.21 | -10.36% | \$689,319.12 | 81.84% |
| State Tax | | | | | |
| Higher Education Trust Fund | 15,041.15 | 16,779.42 | -10.36% | 8,271.83 | 81.84% |
| Education Reform | 110,301.75 | 123,049.10 | -10.36% | 60,660.08 | 81.84% |
| Purse Fund | | | | | |
| <u>Purses</u> | | | | | |
| Thoroughbred | 122,679.36 | 167,060.12 | -26.57% | 68,630.33 | 78.75% |
| Quarterhorse | 124,794.52 | 167,060.12 | -25.30% | 68,630.33 | 81.84% |
| Paint & Appaloosa | 27,732.12 | 37,124.47 | -25.30% | 15,251.18 | 81.84% |
| Breeding Development Fund | | | | | |
| <u>Special Account</u> | | | | | |
| Thoroughbred | 14,806.13 | 16,989.17 | -12.85% | 6,979.36 | 112.14% |
| Quarterhorse | 12,690.97 | 16,989.17 | -25.30% | 6,979.36 | 81.84% |
| Paint & Appaloosa | 2,820.22 | 3,775.37 | -25.30% | 1,550.97 | 81.84% |
| <u>Administration</u> | | | | | |
| Thoroughbred | 1,410.11 | 1,887.69 | -25.30% | 775.48 | 81.84% |
| Quarterhorse | 1,410.11 | 1,887.69 | -25.30% | 775.48 | 81.84% |
| Paint & Appaloosa | 313.36 | 419.48 | -25.30% | 172.33 | 81.84% |
| <u>Benevolence</u> | | | | | |
| Thoroughbred | 705.05 | 943.84 | -25.30% | 387.74 | 81.84% |
| Quarterhorse | 705.05 | 943.84 | -25.30% | 387.74 | 81.84% |
| Paint & Appaloosa | 156.68 | 209.74 | -25.30% | 86.16 | 81.85% |
| <u>Promotions</u> | | | | | |
| Thoroughbred | 1,410.11 | 1,887.69 | -25.30% | 775.48 | 81.84% |
| Quarterhorse | 1,410.11 | 1,887.69 | -25.30% | 775.48 | 81.84% |
| Paint & Appaloosa | 313.36 | 419.48 | -25.30% | 172.33 | 81.84% |
| Licensee | \$814,728.84 | \$838,971.13 | -2.89% | \$448,057.43 | 81.84% |



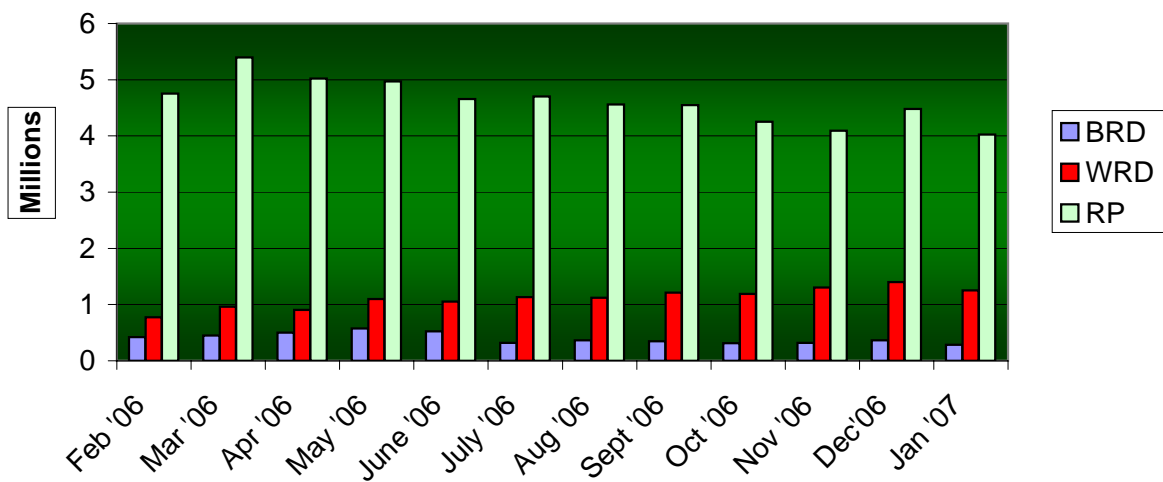
OKLAHOMA STATE AUDITOR & INSPECTOR GAMING AT OKLAHOMA HORSE RACING TRACKS JANUARY 2007

| <u>Remington Park</u> | <u>CURRENT MONTH</u> | <u>PRIOR MONTH</u> | <u>% CHANGE</u> | <u>JANUARY 2006</u> | <u>% CHANGE</u> |
|-----------------------------|--------------------------|------------------------|---------------------|-------------------------|---------------------|
| Gaming Days | 31 | 31 | 0.00% | 31 | 0.00% |
| Opening Date | 11/21/05 | | | | |
| Adjusted Gross Revenue | \$4,024,130.90 | \$4,479,964.57 | -10.17% | \$4,488,148.79 | -10.34% |
| State Tax | | | | | |
| Higher Education Trust Fund | 48,289.57 | 134,398.94 | -64.07% | 53,857.79 | -10.34% |
| Education Reform | 354,123.52 | 985,592.21 | -64.07% | 394,957.09 | -10.34% |
| Purse Fund | | | | | |
| <u>Purses</u> | | | | | |
| Thoroughbred | 525,149.08 | 446,036.47 | 17.74% | 595,801.75 | -11.86% |
| Quarterhorse | 464,485.31 | 401,432.83 | 15.71% | 536,221.58 | -13.38% |
| Paint & Appaloosa | 53,420.34 | 44,603.65 | 19.77% | 59,580.18 | -10.34% |
| Breeding Development Fund | | | | | |
| <u>Special Account</u> | | | | | |
| Thoroughbred | 63,380.06 | 45,359.64 | 39.73% | 60,590.01 | 4.60% |
| Quarterhorse | 65,190.92 | 40,823.68 | 59.69% | 54,531.01 | 19.55% |
| Paint & Appaloosa | 5,432.58 | 4,535.95 | 19.77% | 6,059.00 | -10.34% |
| <u>Administration</u> | | | | | |
| Thoroughbred | 6,036.20 | 5,039.96 | 19.77% | 6,732.22 | -10.34% |
| Quarterhorse | 5,432.58 | 4,535.96 | 19.77% | 6,059.00 | -10.34% |
| Paint & Appaloosa | 603.62 | 504.00 | 19.77% | 673.22 | -10.34% |
| <u>Benevolence</u> | | | | | |
| Thoroughbred | 3,018.10 | 2,519.98 | 19.77% | 3,366.11 | -10.34% |
| Quarterhorse | 2,716.29 | 2,267.98 | 19.77% | 3,029.50 | -10.34% |
| Paint & Appaloosa | 301.81 | 252.00 | 19.77% | 336.61 | -10.34% |
| <u>Promotions</u> | | | | | |
| Thoroughbred | 6,036.20 | 5,039.96 | 19.77% | 6,732.22 | -10.34% |
| Quarterhorse | 5,432.58 | 4,535.96 | 19.77% | 6,059.00 | -10.34% |
| Paint & Appaloosa | 603.62 | 504.00 | 19.77% | 673.22 | -10.34% |
| Licensee | \$2,414,478.52 | \$2,351,981.40 | 2.66% | \$2,692,889.27 | -10.34% |



**OKLAHOMA STATE AUDITOR & INSPECTOR
GAMING AT OKLAHOMA HORSE RACING TRACKS
JANUARY 2007**

**ADJUSTED GROSS REVENUE
PREVIOUS TWELVE MONTHS**





Office of the State Auditor and Inspector
2300 N. Lincoln Boulevard, Room 100
Oklahoma City, OK 73105-4896

www.sai.state.ok.us